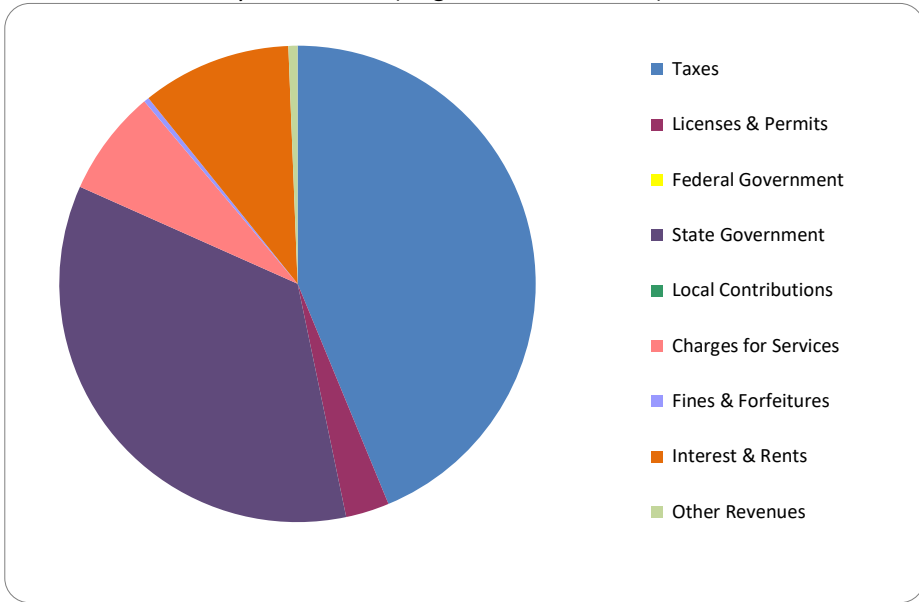


CITIZEN'S GUIDE TO LOCAL UNIT FINANCES - City of Grant (62-2015)

REVENUES

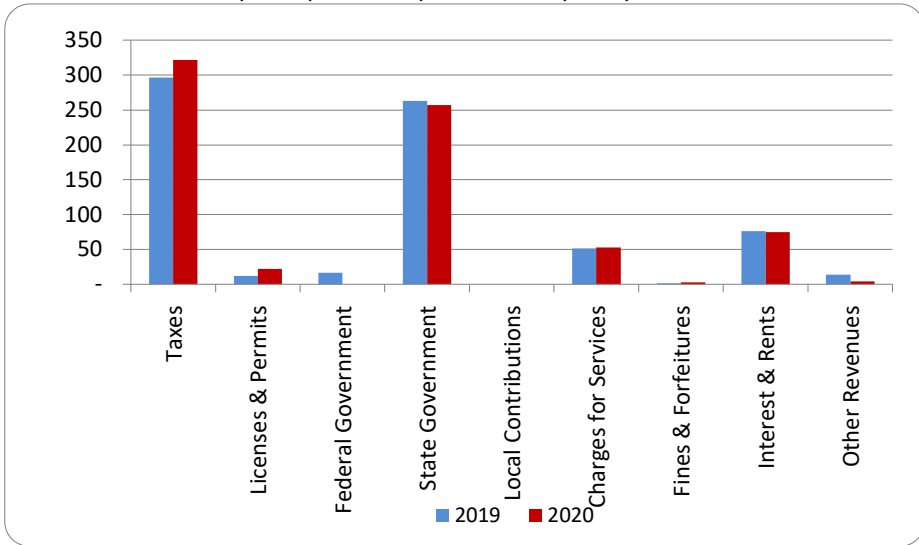
1. Where our money comes from (all governmental funds)



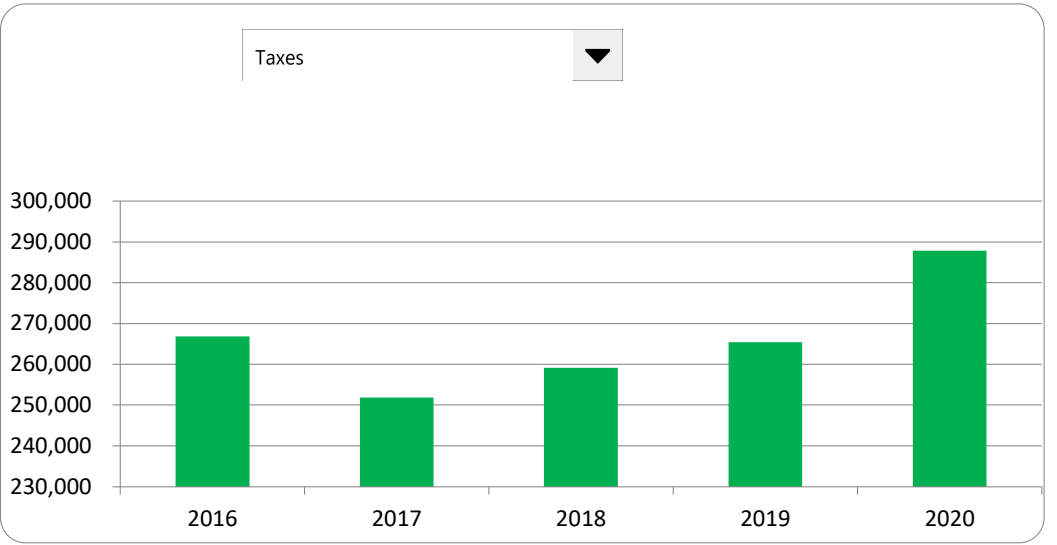
2. Compared to the prior year

	<u>2019</u>	<u>2020</u>	<u>% change</u>
Taxes	\$ 265,395	\$ 287,879	8.47%
Licenses & Permits	10,661	19,474	82.67%
Federal Government	15,000	-	-100.00%
State Government	235,205	229,829	-2.29%
Local Contributions	-	-	N/A
Charges for Services	45,915	47,434	3.31%
Fines & Forfeitures	1,374	2,281	66.01%
Interest & Rents	67,944	66,818	-1.66%
Other Revenues	12,481	3,987	-68.06%
Total Revenues	\$ 653,975	\$ 657,702	0.57%

3. Revenue sources per capita - compared to the prior year



4. Historical trends of individual sources



Commentary:

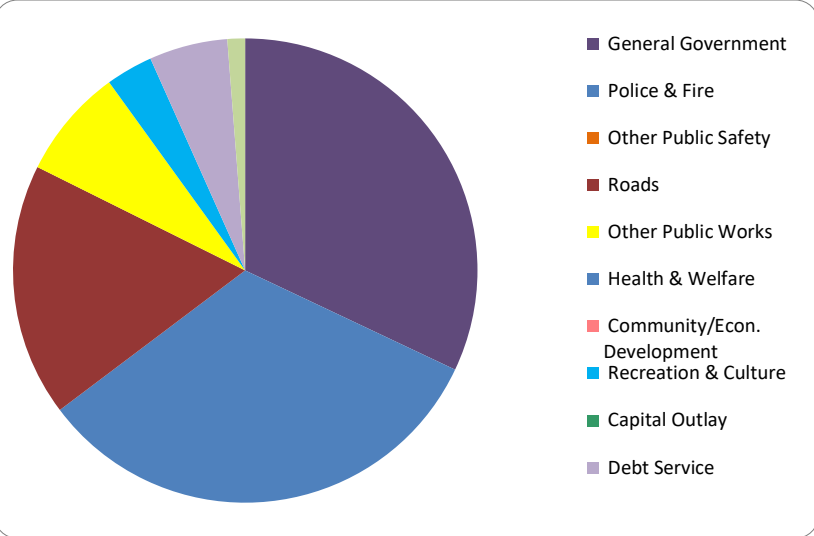
For more information on our unit's finances, contact City Manager Kasey Jernberg at 231-834-7904.

CITIZEN'S GUIDE TO LOCAL UNIT FINANCES - City of Grant (62-2015)

EXPENDITURES

1. Where we spend our money (all governmental funds)

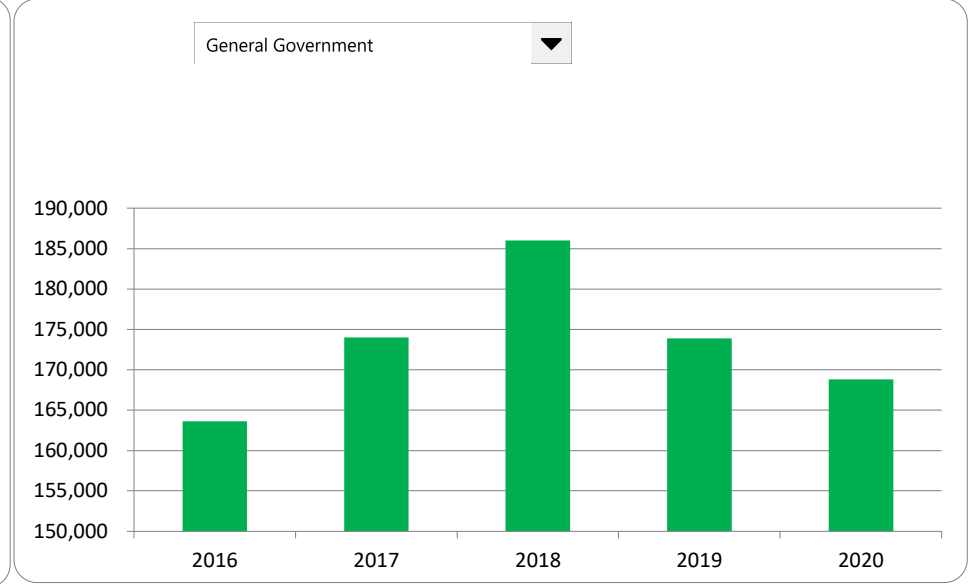
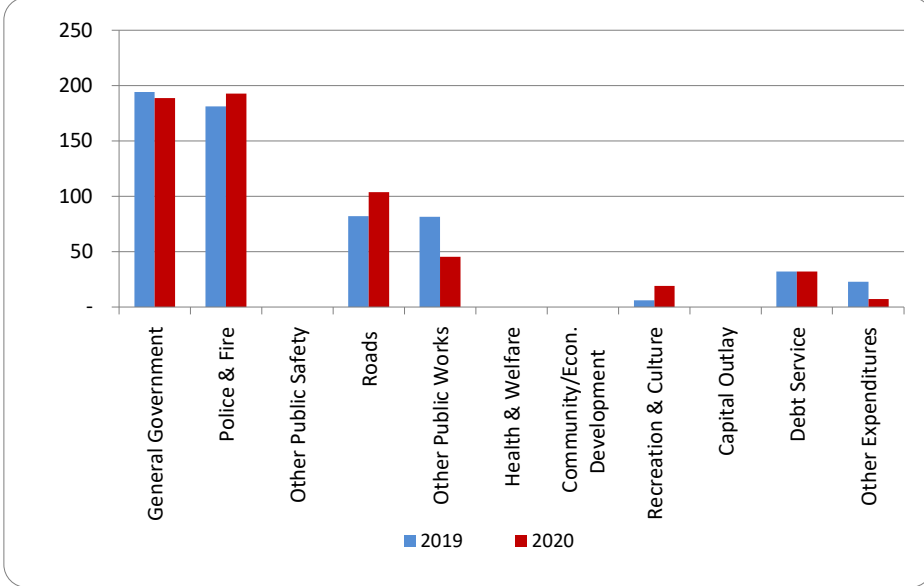
2. Compared to the prior year



	2019	2020	% change
General Government	\$ 173,898	\$ 168,835	-2.91%
Police & Fire	162,173	172,341	6.27%
Other Public Safety	-	-	N/A
Roads	73,534	92,872	26.30%
Other Public Works	72,962	40,508	-44.48%
Health & Welfare	-	-	N/A
Community/Econ. Development	52	-	-100.00%
Recreation & Culture	5,537	17,253	211.59%
Capital Outlay	-	-	N/A
Debt Service	28,765	28,766	0.00%
Other Expenditures	20,643	6,474	-68.64%
Total Expenditures	\$ 537,564	\$ 527,049	-1.96%

3. Spending per capita - compared to the prior year

4. Historical trends of individual departments:



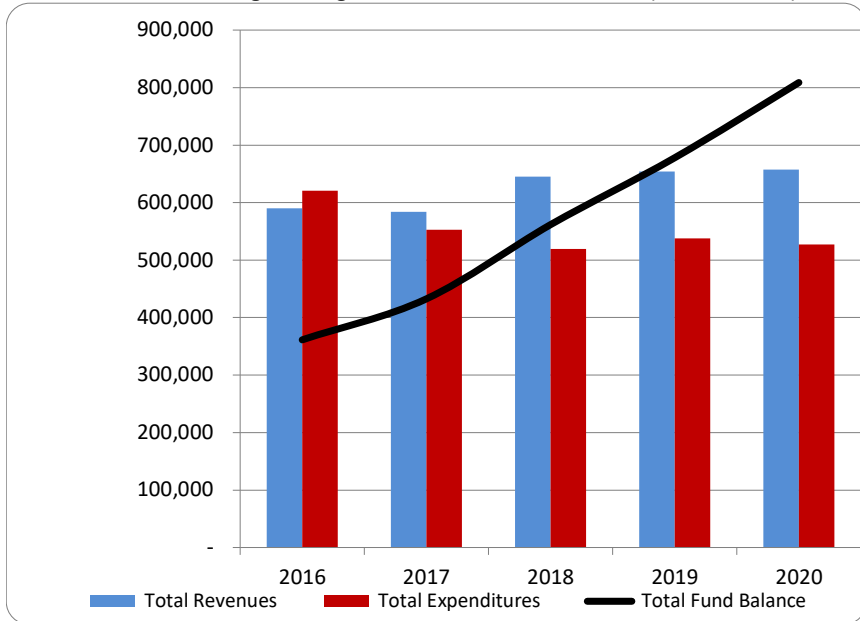
Commentary:

For more information on our unit's finances, contact City Manager Kasey Jernberg at 231-834-7904.

CITIZEN'S GUIDE TO LOCAL UNIT FINANCES - City of Grant (62-2015)

FINANCIAL POSITION

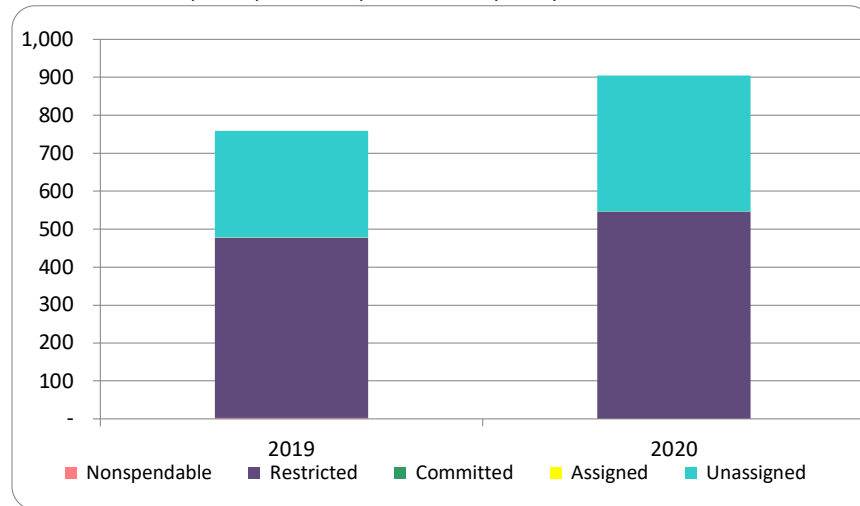
1. How have we managed our governmental fund resources (fund balance)?



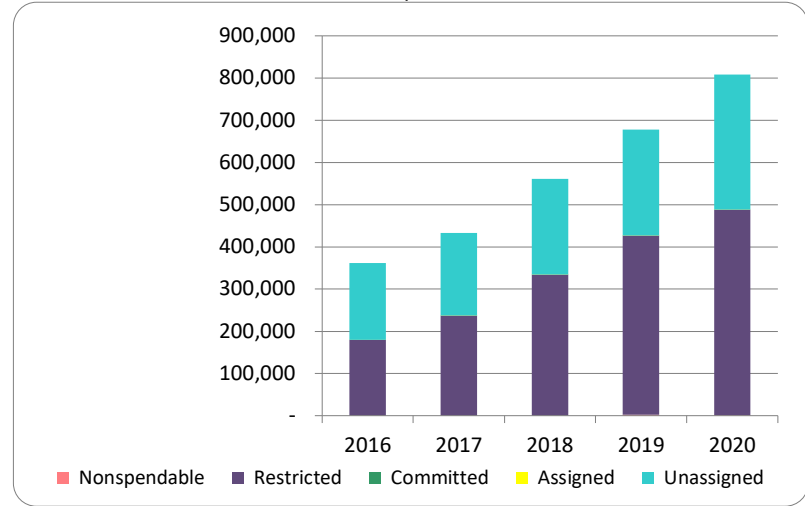
2. Compared to the prior year

	2019	2020	% change
Revenue	653,975	657,702	0.57%
Expenditures	537,564	527,049	-1.96%
Surplus (shortfall)	116,411	130,653	12.23%
Fund balance, by component:			
Nonspendable	2,507	253	-89.91%
Restricted	424,374	488,754	15.17%
Committed	-	-	N/A
Assigned	52	52	0.00%
Unassigned	251,192	319,719	27.28%
total fund balance	678,125	808,778	19.27%

3. Fund balance per capita - compared to the prior year



4. Historical trends of individual components



Commentary:

For more information on our unit's finances, contact City Manager Kasey Jernberg at 231-834-7904.

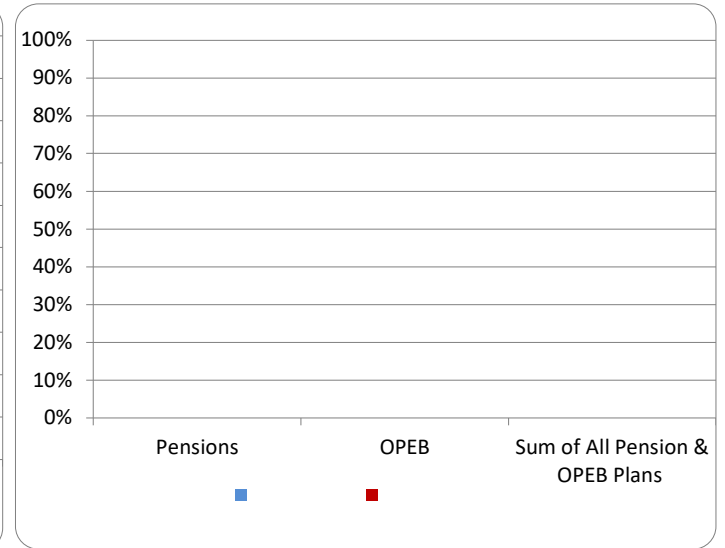
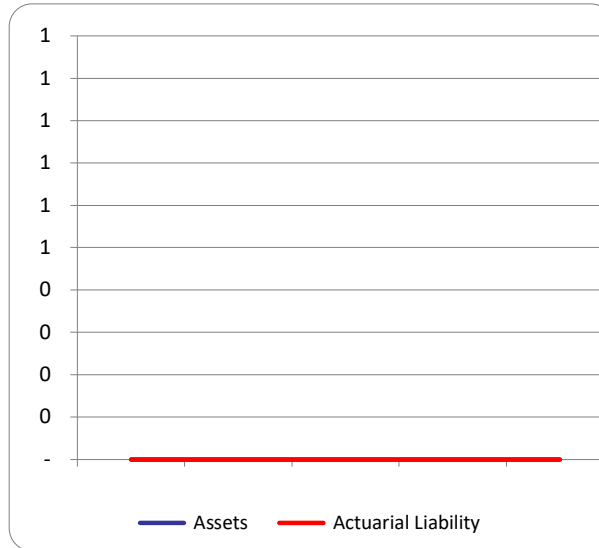
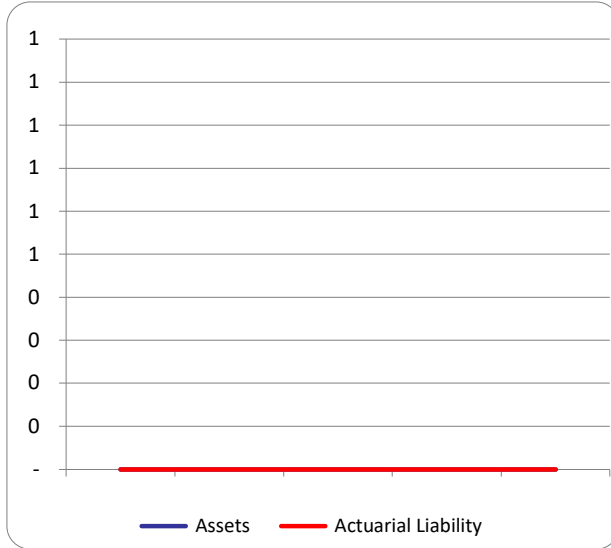
CITIZEN'S GUIDE TO LOCAL UNIT FINANCES - City of Grant (62-2015)

OTHER LONG TERM OBLIGATIONS

1. Pension funding status

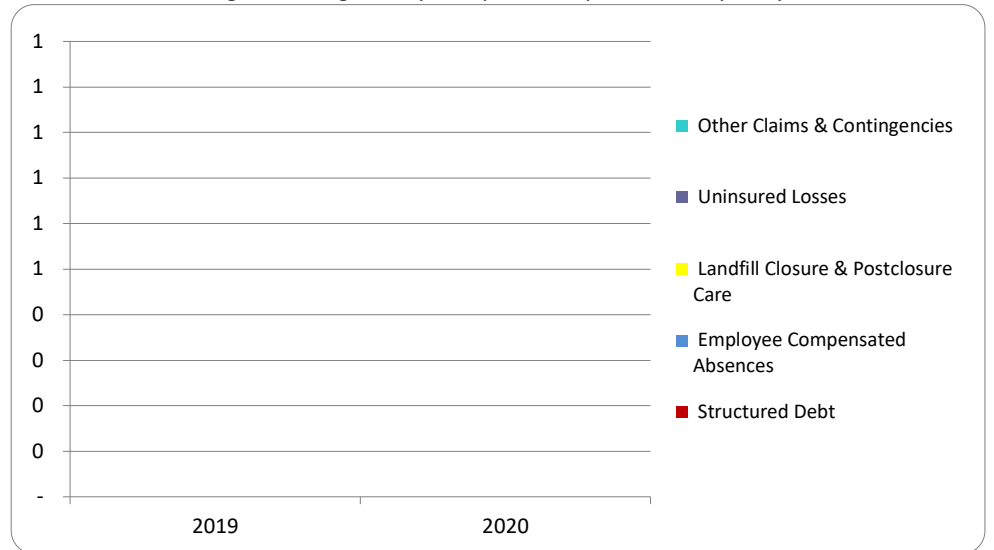
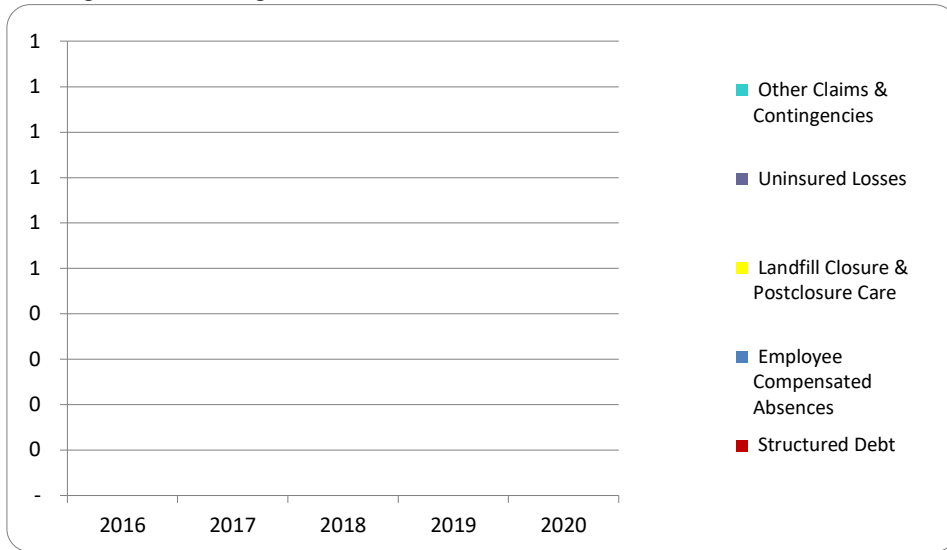
2. Retiree Health care funding status

3. Percent funded - compared to the prior year



4. Long Term Debt obligations:

5. Debt & other long term obligations per capita - compared to the prior year



Commentary: The City of Grant does not have any unfunded liabilities or OPEB obligations.

For more information on our unit's finances, contact City Manager Kasey Jernberg at 231-834-7904.