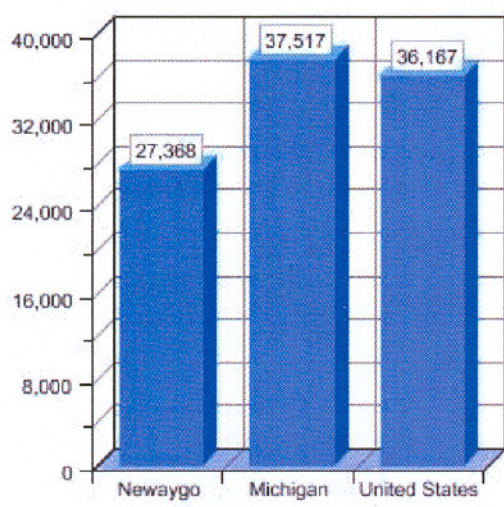


# Bringing Knowledge to Life in Newaygo County

MICHIGAN STATE  
UNIVERSITY  
EXTENSION

## Information on Communities and the Economy in Newaygo County

**Average Wage & Salary Disbursements Per  
Job (\$), 2002**



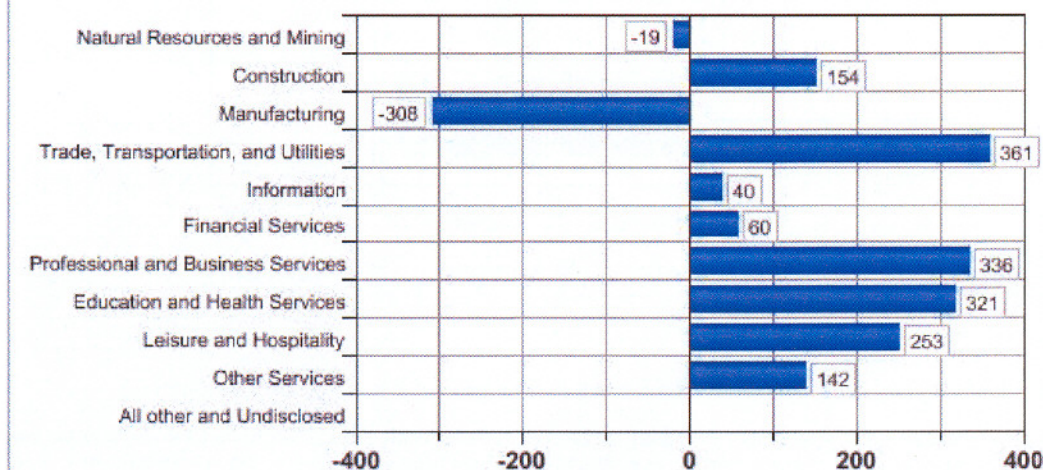
### PER CAPITA PERSONAL INCOME

In 2002, Newaygo had a per capita personal income (PCPI) of \$21,375. This PCPI ranked 58th in the state, and was 72 percent of the state average, \$29,816, and 69 percent of the national average, \$30,906. The 2002 PCPI reflected an increase of 0.6 percent from 2001. The 2001–2002 state change was 1.1 percent and the national change was 1.2 percent. In 1992, the PCPI of Newaygo was \$14,802 and ranked 60th in the state. The average annual growth rate of PCPI over the past 10 years was 3.7 percent. The average annual growth rate for the state was 3.9 percent and for the nation was 4.0 percent.

### EMPLOYMENT CHANGE BY SECTOR

Employment change from 1993 to 2003 is detailed for 10 major industrial sectors and a residual, "all other" sector. Next, the county's total private employment change is analyzed using a method called "shift-share" analysis. Shift-share analysis evaluates a county's recent growth performance by comparing its actual employment change to expected change considering unique industrial characteristics within the county. Between 1993 and 2003, Newaygo County experienced a net gain of 1340 private sector jobs. Employment changes by major industrial sector are detailed below.

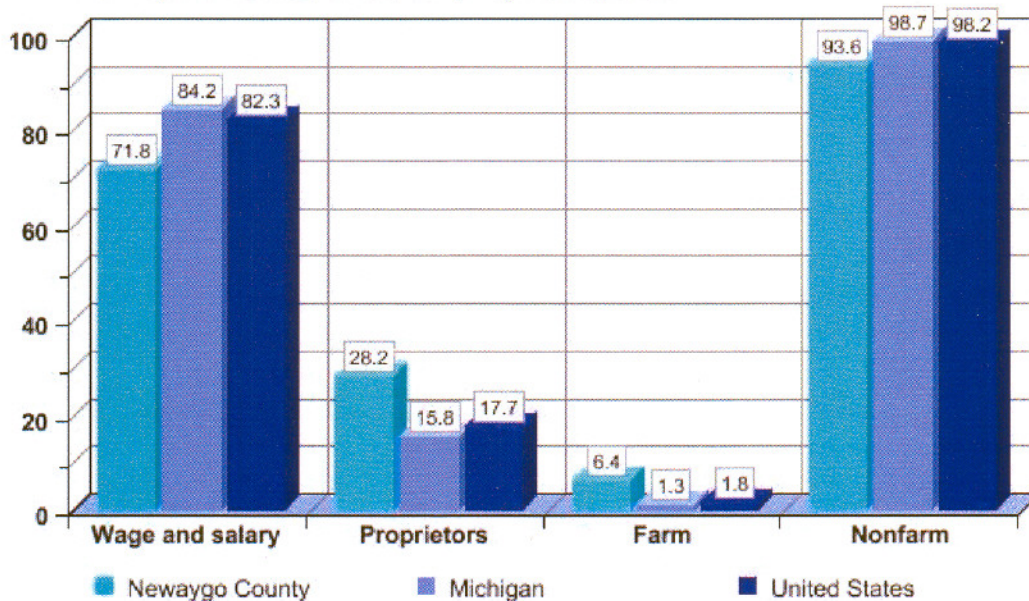
**Change in Private Sector Employment, 1993-2003**



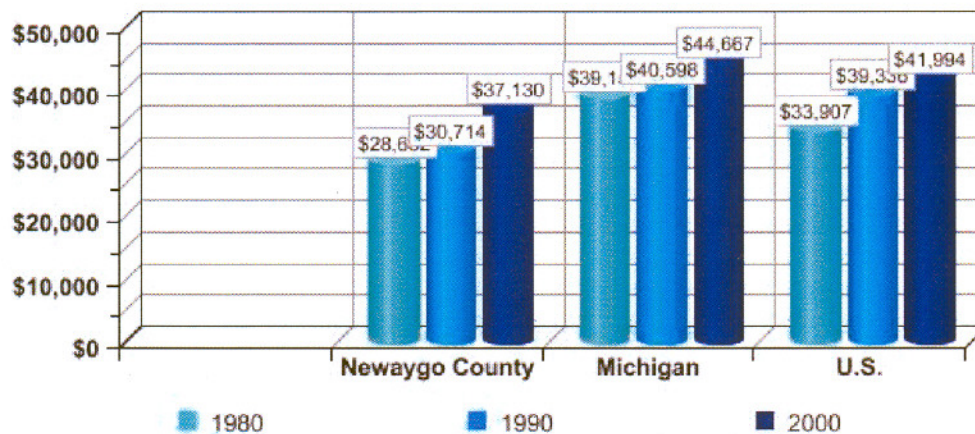
(See data notes for employment data coverage and definitions)



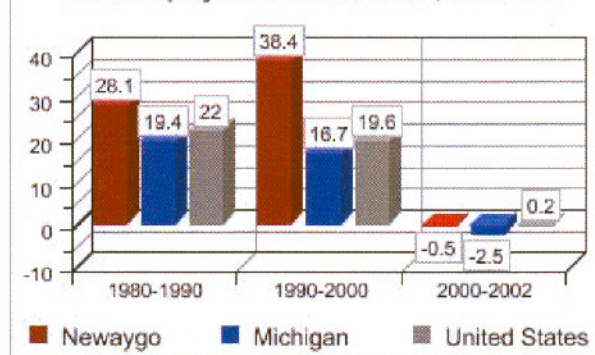
### Composition of Total Employment, 2002



### Median Household Income, 1980-2000



### Total Employment Growth Rates, 1980-2002



Data Sources: Office of Social and Economic Trend Analysis, Iowa State University Based on US Census Bureau Statistics

MSU is an affirmative-action, equal opportunity institution; Michigan State University Extension programs and materials are open to all without regard to race, color, national origin, gender, religion, age, disability, political beliefs, sexual orientation, marital status, or family status. Issued in furtherance of MSU Extension work, acts of May 8 and June 30, 1914, in cooperation with the U.S. Department of Agriculture, Thomas G. Coon, Extension Director, Michigan State University, E. Lansing, MI 48824